

METZ®

# SWIMMING POOL TILES

Northam Aquatic Centre, WA  
Photo courtesy of Commercial Aquatics Australia





Waves Fitness and Aquatic Centre, NSW  
Courtesy of Crystal Pools/Donovan Payne Architects



## COMPETITION SWIMMING POOLS

Metz Swimming Pool tiles are produced in a modular format:

250 x 125mm  
(nett size 244 x 119mm)

This format facilitates precision placement to required FINA competition dimensions, using full piece tiles.

Ashfield Aquatic Centre  
Photo courtesy of Crystal Pools



## FITNESS, CLUBS AND SCHOOLS

A swimming pool is a major investment that needs to be constructed carefully with quality materials.

Metz Swimming Pool tiles have stood the test of time and provide many years of premium service for these facilities.



## HYDROTHERAPY POOLS

Hydrotherapy pools have special requirements under Australian Standards as specified in AS 3979:2006

Hydrotherapy pools:

- slip resistant floor finishes in light colours with colour contrast edge nosings



## SWIM SCHOOLS

Learn to swim pools require safety and durability. Metz tiles provide the most durable finish with minimal maintenance.

Lost time and empty pools to carry out repairs or re-application of other finishes is not only expensive, but produces a significant risk of clients going elsewhere.



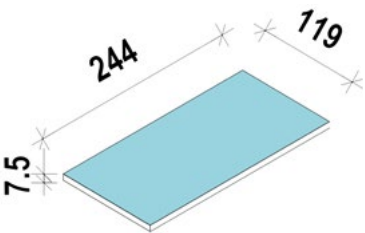
## LEISURE AND FUN

Metz Swimming Pool tile range offers all the essentials to provide a safe and fun environment for:

- Toddler pools
- Water play areas
- Leisure pools
- Splash pads

Metz Swimming Pool tiles are available in 4 standard colours, 6 intense colours and 38 general colours.

STANDARD FORMAT



1200 - MODULAR FORMAT 250 x 125mm (nett size 244 x 119mm)



tile code	colour no.	colour desc.
1200	710	Light Blue

STANDARD SWIMMING POOL RANGE COLOURS

'C' ANTI SKID

colour no.	colour desc.
908	White
998	Black
718	Light Blue
788	Dark Blue

SEMI GLOSS

colour no.	colour desc.
901	White
991	Black
781	Dark Blue

GLOSS

colour no.	colour desc.
900	White
990	Black
710	Light Blue

'B' ANTI SKID

colour no.	colour desc.
906	White
996	Black
716	Light Blue
786	Dark Blue

ROUNDED EDGES

	Short rounded edge
	Long rounded edge
	Corner rounded left
	Corner rounded right

Our standard swimming pool range is generally stocked by Metz in Australia.

Standard swimming pool colours are available with glazed rounded edges - add the above specified abbreviations to the tile code.

Other colours are possible via special order.

INTENSE COLOURS - GLOSS

colour no.	colour desc.	colour no.	colour desc.	colour no.	colour desc.	colour no.	colour desc.
270	Bright Yellow	470	Bright Orange	630	Yellow Green	790	Navy
370	Bright Red	490	Orange	650	Lime	590	Cobalt Blue

## GENERAL COLOURS - SEMI GLOSS

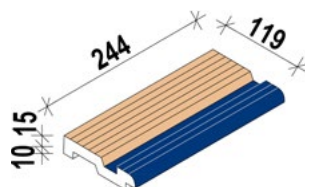
Metz Swimming Pool tiles come in a large array of colours, available in a versatile semi gloss finish suitable for many applications.

YELLOW			ORANGE			GREEN			TURQUOISE		
colour no.	colour desc.		colour no.	colour desc.		colour no.	colour desc.		colour no.	colour desc.	
	211	Melon		411	Peach		611	Light Green		621	Aqua
	251	Daisy		451	Apricot		641	Sea		661	Turquoise
	281	Sun		481	Tangerine		681	Fern		671	Jade
AZURE			BLUE			BEIGE			BROWN		
colour no.	colour desc.		colour no.	colour desc.		colour no.	colour desc.		colour no.	colour desc.	
	721	Azure		511	Cloud		111	Pale Pink		811	Rose
	741	Steel Blue		521	Lilac		121	Beige		821	Dusky
	761	Storm Blue		531	Cornflower		141	Tan		841	Sienna
	781	Dark Blue		541	Royal		151	Burnt Orange		861	Terra
				561	Deep Blue		171	Ochre		871	Rust
				581	Ultramarine		191	Earth		881	Chocolate
WHITE/BLACK											
colour no.	colour desc.										
	901	White									
	911	Pale Grey									
	921	Light Grey									
	931	Grey									
	951	Dark Grey									
	971	Charcoal									
	991	Black									

Colours shown on this page are generally only stocked in small quantities.  
These can be imported to order in both smooth and slip resistant finishes subject to lead times and minimum production quantities.

## STANDARD SWIMMING POOL RANGE - NOSINGS

Our extensive selection includes matching special pieces and nosings, all in a highly slip resistant 'C' antiskid finish.



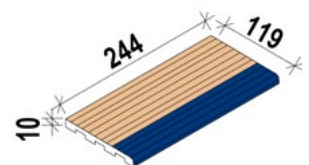
tile code	colour no.	colour no.
5730	691	788
Ivory Dark Blue Fingergrip		



tile code	colour no.
5730	788
Dark Blue Fingergrip	



tile code	colour no.
5730	998
Black Fingergrip	



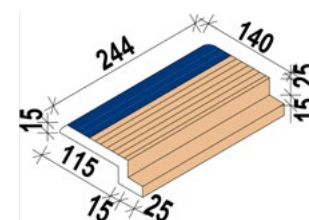
tile code	colour no.	colour no.
3136	691	788
Ivory Dark Blue Nosing		



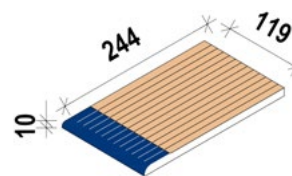
tile code	colour no.
3136	788
Dark Blue Nosing	



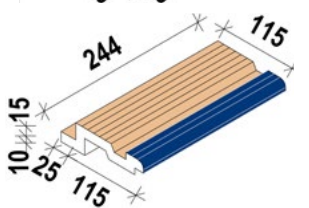
tile code	colour no.
3136	998
Black Nosing	



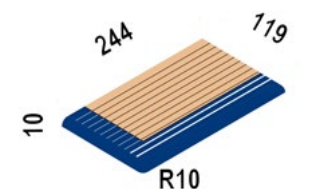
tile code	colour no.	colour no.
5830	691	788 LR
Ivory Dark Blue Long Round Edge Grate Support		



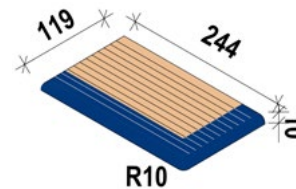
tile code	colour no.	colour no.
3130	691	788 KR
Ivory Dark Blue Short Round Edge		



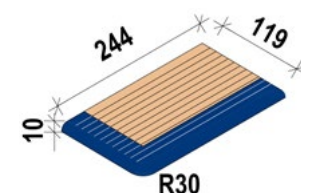
tile code	colour no.	colour no.
5810	691	788
Ivory Dark Blue Grate Support Fingergrip		



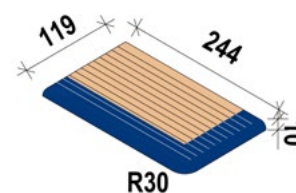
tile code	colour no.	colour no.
3137	691	788/10
Ivory Dark Blue Left Corner 10mm radius		



tile code	colour no.	colour no.
3138	691	788/10
Ivory Dark Blue Right Corner 10mm radius		



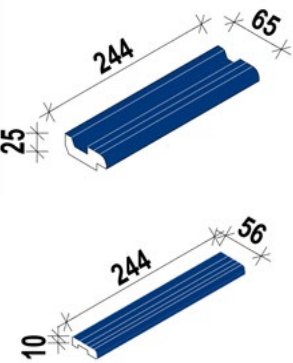
tile code	colour no.	colour no.
3137	691	788/30
Ivory Dark Blue Left Corner 30mm radius		



tile code	colour no.	colour no.
3138	691	788/30
Ivory Dark Blue Right Corner 30mm radius		

Our standard swimming pool range is generally stocked by Metz in Australia.

STANDARD SWIMMING POOL RANGE - STRIP NOSINGS



	<div>tile code</div> 5720	<div>colour no.</div> 788		<div>tile code</div> 5720	<div>colour no.</div> 998
	Dark Blue Strip Fingerrip			Black Strip Fingerrip	
	<div>tile code</div> 3195	<div>colour no.</div> 788		<div>tile code</div> 3195	<div>colour no.</div> 998
	Dark Blue Strip Nosing			Black Strip Nosing	


STANDARD SWIMMING POOL RANGE - INFILLS



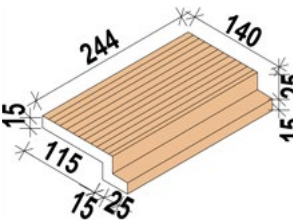
	<div>tile code</div> 3130	<div>colour no.</div> 691
	Ivory Ribbed Infill	

	<div>tile code</div> 3130	<div>colour no.</div> 788
	Dark Blue Ribbed Infill	

	<div>tile code</div> 3130	<div>colour no.</div> 998
	Black Ribbed Infill	

	<div>tile code</div> 3130	<div>colour no.</div> 908
	White Ribbed Infill	

	<div>tile code</div> 3130	<div>colour no.</div> 718
	Light Blue Ribbed Infill	

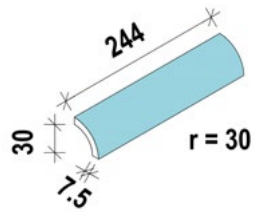


	<div>tile code</div> 5830	<div>colour no.</div> 691
	Ivory Ribbed Infill Grate Support	

	<div>tile code</div> 5830	<div>colour no.</div> 908
	White Ribbed Infill Grate Support	

## STANDARD SWIMMING POOL RANGE - TRIMS AND SPECIAL PIECES

Metz offer a range of trims and special pieces to complement our modular format swimming pool tile range.



tile  
code  
9450

colour  
no.  
710

Radial Light Blue Gloss



tile  
code  
9450

colour  
no.  
718

Radial Light Blue 'C' Antiskid



tile  
code  
9450

colour  
no.  
900

Radial White Gloss



tile  
code  
9450

colour  
no.  
908

Radial White 'C' Antiskid



tile  
code  
9450

colour  
no.  
781

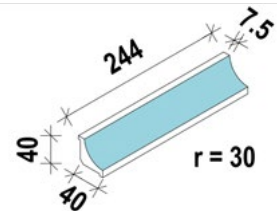
Radial Dark Blue Semi Gloss



tile  
code  
9450

colour  
no.  
788

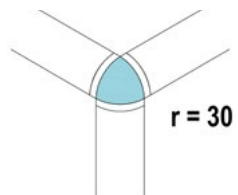
Radial Dark Blue 'C' Antiskid



tile  
code  
4100

colour  
no.  
710

Cove Light Blue Gloss



tile  
code  
9453

colour  
no.  
710

Radial Light Blue Gloss



tile  
code  
9453

colour  
no.  
718

Radial Light Blue 'C' Antiskid



tile  
code  
9453

colour  
no.  
900

Radial White Gloss




tile  
code  
9453

colour  
no.  
908

Radial White 'C' Antiskid





## OTHER POOL EDGE SYSTEMS

**WEISBADEN** high water level pool edge system combines the handhold, overflow edge and channel into one shaped ceramic piece.

The water level is approximately 30mm above the pool surrounds, making it easier for swimmers to exit the pool.



Pimpama Sports Hub, QLD  
Photographer: Christopher Frederick Jones

## CONCOURSES AND SURROUNDS

Swimming pool surrounds require the highest level of slip resistance. Excited children and distracted adults require secure footing for the critical barefoot areas.

Metz only recommend tiles that achieve P5 and wet barefoot "C" rated tiles for these applications.

Our experience is that many facilities have been dissatisfied with the performance of their "B" rated tiles, which are the **minimum** recommendation of the Standards Australia Slip Resistance Handbooks HB197 and HB198.

## CONCOURSE AND SURROUNDS OPTIONS


**MicroGRIP®** is a high performance slip resistant finish, ideal for demanding areas like swimming pool surrounds and concourses.

The flat, mild textured surface of the MicroGRIP® finish provides the ideal balance between long term sustainable slip resistance and ease of cleaning.

**MicroGRIP® / P5 / C**



STRADALE CLAY



STRADALE CHARCOAL



STRADALE DARK




STRADALE SILVER



TIMELESS BEIGE



TIMELESS DARK GREY



TIMELESS LIGHT GREY



TIMELESS TREND



MISCELA GREIGE



VORTICE LAVA



VORTICE ROCK




VORTICE SNOW

Most Metz porcelain tile ranges can be produced in the MicroGRIP® surface, however minimum quantities may apply for items other than shown here or on our other architectural tile brochures.


## CONCOURSE AND SURROUNDS OPTIONS

Where there is a preference for profiled surface tiles, Metz can offer the traditional 'star' profiled tiles.


STAR / R12 / V4 / C




STAR CANAZEI



STAR CEFALU




STAR ELBA



STAR GARDA




STAR POMPEI



STAR TAORMI

## CHANGE ROOMS


The surrounds of a commercial swimming pool area have to safely and hygienically allow the movement of patrons into the facility, from the change rooms and around constantly wet surfaces. The flooring must be easily kept clean and its appearance must be attractive. Shower areas, steps and ramps require enhanced slip resistance values.



## WALL TILE OPTIONS - SPETTRO


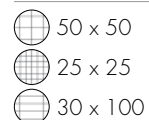
Metz Spettro series features modular coordination and a huge range of colours. Spettro is available in two glazed wall finishes - matt and gloss. Spettro tiles are porcelain body, meaning that installation within the pool is possible, however, are primarily offered for walls outside the pool itself. Where mesh mounted mosaics are used inside the pool tank, epoxy adhesive must be used.

MATT



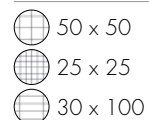
### BIANCO

50 x 50	-
60 x 250	100 x 100
200 x 200	100 x 200
100 x 300	-
200 x 600	150 x 150
	300 x 300




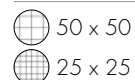
### QUARZO

50 x 50	-
60 x 250	100 x 100
200 x 200	100 x 200
100 x 300	-
200 x 600	150 x 150
	300 x 300



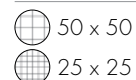
### PERLA

50 x 50	-
60 x 250	100 x 100
200 x 200	100 x 200
100 x 300	-
200 x 600	150 x 150
	300 x 300



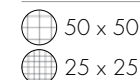
### ANTRACITE

50 x 50	-
-	100 x 100
200 x 200	-
100 x 300	-
200 x 600	-
	-



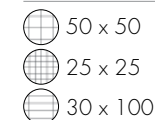
### TORBA

50 x 50	-
60 x 250	100 x 100
200 x 200	100 x 200
-	-
-	-
	-

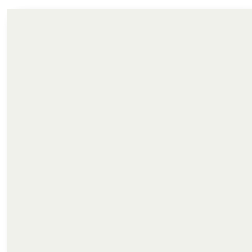


### NERO

50 x 50	-
60 x 250	100 x 100
200 x 200	100 x 200
100 x 300	-
200 x 600	150 x 150
	300 x 300

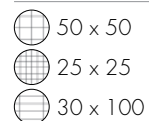


GLOSS




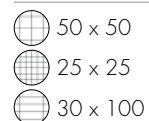
### TALCO

50 x 50	-
60 x 250	100 x 100
200 x 200	100 x 200
100 x 300	-
200 x 600	150 x 150
	300 x 300




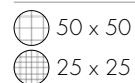
### SALGEMMA

50 x 50	-
-	100 x 100
200 x 200	-
100 x 300	-
200 x 600	-
	-



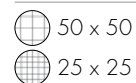
### PIOMBO

50 x 50	-
-	100 x 100
200 x 200	-
-	-
-	-
	-



### PIRITE

50 x 50	-
-	100 x 100
200 x 200	-
-	-
-	-
	-



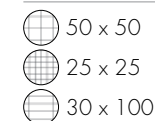
### ARSENICO

50 x 50	-
-	100 x 100
200 x 200	100 x 200
-	-
-	-
	-



### LAVA

50 x 50	-
60 x 250	100 x 100
200 x 200	-
100 x 300	-
200 x 600	-
	-



WALL TILE OPTIONS - SPETTRO

MATT



COTONE

50 x 50	-
60 x 250	100 x 100
200 x 200	100 x 200
100 x 300	-
200 x 600	150 x 150
	300 x 300

- 50 x 50
- 25 x 25
- 30 x 100



CANAPA

50 x 50	-
-	100 x 100
200 x 200	-
100 x 300	-
200 x 600	-
	-

- 50 x 50
- 25 x 25



CARMELLO

50 x 50	-
-	100 x 100
200 x 200	-
-	-
-	-
	-


- 50 x 50



TORTORA

50 x 50	-
60 x 250	100 x 100
200 x 200	-
100 x 300	-
200 x 600	-
	-

- 50 x 50
- 25 x 25




TESTA DI MORO

50 x 50	-
-	100 x 100
200 x 200	-
-	-
-	-
	-

- 50 x 50
- 25 x 25

GLOSS



NAVONA

50 x 50	-
60 x 250	100 x 100
200 x 200	-
100 x 300	-
200 x 600	-
	-

- 50 x 50
- 25 x 25
- 30 x 100




ALABASTRO

50 x 50	-
-	100 x 100
200 x 200	-
-	-
-	-
	-

- 50 x 50
- 25 x 25

WALL TILE OPTIONS - SPETTRO

MATT



BANANA

50 x 50	-
-	100 x 100
200 x 200	-
-	-
-	-
-	-

- 50 x 50
- 25 x 25



CEDRO

50 x 50	-
-	100 x 100
200 x 200	-
-	-
-	-
-	-

- 50 x 50
- 25 x 25



VANADIO

50 x 50	-
60 x 250	100 x 100
200 x 200	-
100 x 300	-
200 x 600	-
-	-

- 50 x 50
- 25 x 25



CROMO

50 x 50	-
-	100 x 100
200 x 200	-
-	-
-	-
-	-

- 50 x 50
- 25 x 25



PAPRIKA

50 x 50	-
60 x 250	100 x 100
200 x 200	-
-	-
-	-
-	-

- 50 x 50



CORALLO

50 x 50	-
-	100 x 100
200 x 200	-
-	-
-	-
-	-

- 50 x 50
- 25 x 25

GLOSS



ZIRCONO

50 x 50	-
-	100 x 100
200 x 200	-
-	-
-	-
-	-

- 50 x 50
- 25 x 25



ZOLFO

50 x 50	-
-	100 x 100
200 x 200	-
-	-
-	-
-	-

- 50 x 50
- 25 x 25



ARENARIA

50 x 50	-
-	100 x 100
200 x 200	-
-	-
-	-
-	-

- 50 x 50
- 25 x 25

WALL TILE OPTIONS - SPETTRO


MATT



VERMIGLIO

50 x 50	-
-	100 x 100
200 x 200	-
100 x 300	-
200 x 600	-
-	-

- 50 x 50
- 25 x 25



RUBINO

50 x 50	-
60 x 250	100 x 100
200 x 200	-
-	-
-	-
-	-

- 50 x 50
- 25 x 25



MALVA

50 x 50	-
60 x 250	100 x 100
200 x 200	-
-	-
-	-
-	-


- 50 x 50
- 25 x 25



POMPELMO

50 x 50	-
60 x 250	100 x 100
200 x 200	-
-	-
-	-
-	-

- 50 x 50



INDACO

50 x 50	-
-	100 x 100
200 x 200	-
-	-
-	-
-	-

- 50 x 50
- 25 x 25



MELANZANA

50 x 50	-
-	100 x 100
200 x 200	-
-	-
-	-
-	-

- 50 x 50

GLOSS



GRANATO

50 x 50	-
-	100 x 100
200 x 200	-
-	-
-	-
-	-

- 50 x 50
- 25 x 25

WALL TILE OPTIONS - SPETTRO

MATT



COBALTO

50 x 50	-
60 x 250	100 x 100
200 x 200	-
100 x 300	-
200 x 600	-
-	-


- 50 x 50
- 25 x 25



AVIO

50 x 50	-
-	100 x 100
200 x 200	-
-	-
-	-
-	-

- 50 x 50
- 25 x 25



GALASSIA

50 x 50	-
-	100 x 100
200 x 200	-
-	-
-	-
-	-


- 50 x 50
- 25 x 25



PIOGGIA

50 x 50	-
60 x 250	100 x 100
200 x 200	-
100 x 300	-
200 x 600	-
-	-


- 50 x 50
- 25 x 25



POLVERE

50 x 50	-
60 x 250	100 x 100
200 x 200	-
100 x 300	-
200 x 600	-
-	-

- 50 x 50
- 25 x 25



NOTTE

50 x 50	-
-	100 x 100
200 x 200	-
-	-
-	-
-	-

- 50 x 50
- 25 x 25

GLOSS



BERILLO

50 x 50	-
-	100 x 100
200 x 200	-
-	-
-	-
-	-

- 50 x 50
- 25 x 25



NAVY

50 x 50	-
-	100 x 100
200 x 200	-
-	-
-	-
-	-

- 50 x 50
- 25 x 25



PETROLIO

50 x 50	-
-	100 x 100
200 x 200	-
-	-
-	-
-	-

- 50 x 50

WALL TILE OPTIONS - SPETTRO

MATT



AZZURRO

50 x 50	-
-	100 x 100
200 x 200	-
-	-
-	-
-	-


- 50 x 50
- 25 x 25



MARINA

50 x 50	-
-	100 x 100
200 x 200	-
-	-
-	-
-	-

- 50 x 50
- 25 x 25



BAIA

50 x 50	-
-	100 x 100
200 x 200	-
-	-
-	-
-	-


- 50 x 50
- 25 x 25



SALVIA

50 x 50	-
60 x 250	100 x 100
200 x 200	-
-	-
-	-
-	-

- 50 x 50
- 25 x 25



EDERA

50 x 50	-
60 x 250	100 x 100
200 x 200	-
100 x 300	-
200 x 600	-
-	-

- 50 x 50
- 25 x 25



ALOE

50 x 50	-
60 x 250	100 x 100
200 x 200	-
100 x 300	-
200 x 600	-
-	-

- 50 x 50
- 25 x 25

GLOSS



TUNDRA

50 x 50	-
-	100 x 100
200 x 200	-
-	-
-	-
-	-

- 50 x 50
- 25 x 25



SILICIO

50 x 50	-
-	100 x 100
200 x 200	-
-	-
-	-
-	-

- 50 x 50
- 25 x 25



STAGNO

50 x 50	-
-	100 x 100
200 x 200	-
-	-
-	-
-	-

- 50 x 50

WALL TILE OPTIONS - SPETTRO

MATT



ANICE

50 x 50	-
60 x 250	100 x 100
200 x 200	-
-	-
-	-
-	-


 50 x 50



FELCE

50 x 50	-
60 x 250	100 x 100
200 x 200	-
-	-
-	-
-	-

 50 x 50

 25 x 25




MELA

50 x 50	-
-	100 x 100
200 x 200	-
100 x 300	-
200 x 600	-
-	-

 50 x 50

 25 x 25



KIWI

50 x 50	-
-	100 x 100
200 x 200	-
-	-
-	-
-	-


 50 x 50

 25 x 25



AVOCADO

50 x 50	-
-	100 x 100
200 x 200	-
-	-
-	-
-	-

 50 x 50

GLOSS



RAME

50 x 50	-
-	100 x 100
200 x 200	-
-	-
-	-
-	-

 50 x 50



LIME


50 x 50	-
-	100 x 100
200 x 200	-
-	-
-	-
-	-

 50 x 50

 25 x 25

WALL & FLOOR TILE OPTIONS - SPETTRO UNGLAZED

Spettro unglazed full body porcelain tiles are suitable for walls, and for floor applications that are 'occasionally wet' such as change rooms that are mainly dry, internal lobbies or access areas.



FLUORO

-	-
-	100 x 100
200 x 200	-
-	-
-	-
-	-


- 50 x 50
- 25 x 25
- Butterfly



ALLUMINIO

-	-
-	100 x 100
200 x 200	-
-	-
-	-
-	-

- 50 x 50
- 25 x 25
- Butterfly



NICKEL

-	-
60 x 250	100 x 100
200 x 200	-
-	-
-	-
-	-


- 50 x 50
- 25 x 25
- Butterfly



CARBONIO

-	-
60 x 250	100 x 100
200 x 200	-
-	-
-	-
-	-

- 50 x 50
- 25 x 25
- Butterfly



SODIO

-	-
60 x 250	100 x 100
200 x 200	-
-	-
-	-
-	-


- 50 x 50
- 25 x 25
- Butterfly



XENO

-	-
60 x 250	100 x 100
200 x 200	-
-	-
-	-
-	-

- 50 x 50
- 25 x 25
- Butterfly



SABBIA

-	-
-	100 x 100
-	-
-	-
-	-
-	-


- 50 x 50



AGATA

-	-
-	100 x 100
200 x 200	-
-	-
-	-
-	-

- 50 x 50
- Butterfly



TERRA

-	-
-	100 x 100
-	-
-	-
-	-
-	-


- 50 x 50



OTTONE

-	-
-	100 x 100
-	-
-	-
-	-
-	-

- 50 x 50



GRES

-	-
60 x 250	100 x 100
200 x 200	-
-	-
-	-
-	-

- 50 x 50
- 25 x 25
- Butterfly



RUGGINE

-	-
-	100 x 100
-	-
-	-
-	-
-	-

- 50 x 50

WALL & FLOOR TILE OPTIONS - SPETTRO UNGLAZED

Spettro unglazed full body porcelain tiles are suitable for walls, and for floor applications that are ‘occasionally wet’ such as change rooms that are mainly dry, internal lobbies or access areas.



GIADA

-	-
-	100 x 100
200 x 200	-
-	-
-	-
-	-




OSSIDO

-	-
-	100 x 100
-	-
-	-
-	-
-	-



ZAFFIRO

-	-
-	100 x 100
200 x 200	-
-	-
-	-
-	-



ACQUA

-	-
-	100 x 100
-	-
-	-
-	-
-	-





## METZ FIXING MATERIALS

Metz offer a range of installation materials manufactured in our quality accredited facility in Clayton, VIC.

All products are made to Australian standards, for the Australian market.

Our complete, tailored pool specification is available upon request.

Products:

### **METZ 17M**

Water washable epoxy adhesive for mosaic tiles

### **METZ PR1**

One-part cement based render

### **METZ 4HB-EN**

Epoxy novolac corrosion resistant coating

### **METZ 9HB**

High-build epoxy coating

### **METZ 11C**

Cementitious grout

### **METZ 11E**

Water washable epoxy grout

### **METZ 27**

Premium ceramic tile adhesive

### **METZ 27M**

Flexible cementitious membrane

### **METZ 27SR**

Sulphate resisting ceramic tile adhesive

### **METZ ANTISLIP ADDITIVE**

Thermoplastic polymer powder





## INSTALLATION

Purpose made, high strength two-part adhesives such as Metz 27 (C2TES2 type) are recommended.

Tiles must be installed in accordance with Australian Standard AS 3958.1:2007 refer appendix E - Wet conditions (continuously immersed). Particular attention to be paid to paragraph E2.6 noting that "the tiles should be solidly bedded so that voids are eliminated beneath them as far as possible".

Metz recommends the following methods to ensure minimal voids are present in the adhesive.

- back buttering each tile and then;
- systematically placing tiles onto notched adhesive ribs and;
- immediately working the tile back and forth across the ribs by 10 to 15mm

Voids underneath swimming pool tiles are believed to be a major cause of adhesion failure where the voids can interconnect.

Where tiles are not worked into adhesive ribs, these ribbed voids provide the perfect interconnection for water flow underneath the tile, leading to failure.



## TECHNICAL INFORMATION

Metz recommend higher slip resistance than the current Standards Australia slip resistance handbook minimums of a "B wet barefoot" rated tile. It is often poorly understood that the recommendations in these handbooks are in fact minimums, and that the handbooks strongly advise designers to consider many factors in their designs such as maintenance, contamination, the nature of users (age, gait, crowding), slope, lighting and footwear (or lack of).

The latest Slip Resistance Handbook (HB198) and latest revision of AS 4586:2013 also make significant note on the effects of wear on slip resistance. It is widely recognised that slip resistance on all surfaces declines from wear over time. Many surface types are particularly susceptible to loss of slip resistance, following what would appear to be a relatively minimal amount of initial wear.

Accelerated Wear Test (AWT) methods are designed to enable specifiers to determine if a product is susceptible to rapid and significant decline in slip resistance. The result from 500 wear (scrub) cycles is excellent at predicting poorly performing products that otherwise seem suitable when brand new. Results from 5,000 wear (scrub) cycles provide prediction of results after long term use.

Accelerated wear testing is only used in conjunction with wet pendulum testing. For this reason all Metz recommended concourse tiles achieve P5 ratings on the pendulum test and C ratings on the wet barefoot ramp test.

Metz strongly recommend both Barefoot C / Wet Pendulum P5 rated tiles for the following areas:

- Pool floors water depth <1.5m
- Pool edges
- Raised hobs
- Lap pool turning walls
- Steps and stairs
- Underwater seats and ledges
- Pool concourses and surrounds
- Shower areas

For locations that are only 'occasionally wet' tiles with a P4 rating may offer sufficient slip resistance for:

- Internal entries/lobbies
- Change rooms
- Amenities

Poor selection can result in a long term problem that is expensive to rectify and leaves operators vulnerable to claims following a slip incident.



Toodyay Recreation Centre, WA  
Photo courtesy of Commercial Aquatics Australia





Wenona Swim School, NSW  
Photo courtesy of Crystal Pools



Northam Aquatic Centre, WA  
Photo courtesy of Commercial Aquatics Australia



Pimpama Sports Hub, QLD  
Photographer: Christopher Frederick Jones



☎ 1300 730 062

🌐 [metztiles.com.au](https://metztiles.com.au)

---

## CONTACT US



All sizes are nominal, please consult Metz for exact dimensions of available stock at time of ordering  
Minimum quantities may apply for other than the items shown  
Colour reproduction from printing is indicative only - please consult Metz for product samples

REV: 07/23